

Scaled data based on original data using  
LM-79-08 Approved Method: Electrical and Photometric Measurements of Solid-  
State Lighting Products

Test Report Prepared for  
Cooper Lighting Solutions  
(formerly Eaton)

Brand: McGRAW-EDISON

Report Number: P387154

Luminaire Tested: **GWC-SA2D-827-U-T3-HSS**

Issue Date: 3/3/2020

**Test Information**

Test Method: LM-79-08  
Report Number: P387154  
TEST IS SCALED FROM IESNA LM-79-08 TEST DATA (G2-1903-205-15)  
Test Lab: INNOVATION CENTER  
Issue Date: 3/3/2020  
Manufacturer: COOPER LIGHTING SOLUTIONS (FORMERLY EATON)  
Product Line: MCGRAW-EDISON  
Catalog Number: GWC-SA2D-827-U-T3-HSS  
Description: GALLEON WALL LUMINAIRE  
(2) 80 CRI, 2700K, 1200mA LIGHTSQUARES WITH 16 LEDS EACH AND TYPE III OPTICS WITH HOUSE SIDE SHIELD  
Light Source: -  
Ballast/Driver: ELECTRONIC DRIVER

**Summary**

Lumens per Lamp: N/A  
Luminaire Lumens: 8674 lumens  
Efficiency: N/A  
Efficacy: 67.8 lumens/watt  
Luminous Opening: Rectangular (W 1' x L: 0.5' x H: 0')  
IES Classification: Type III - Short  
BUG Rating: B1 - U0 - G2

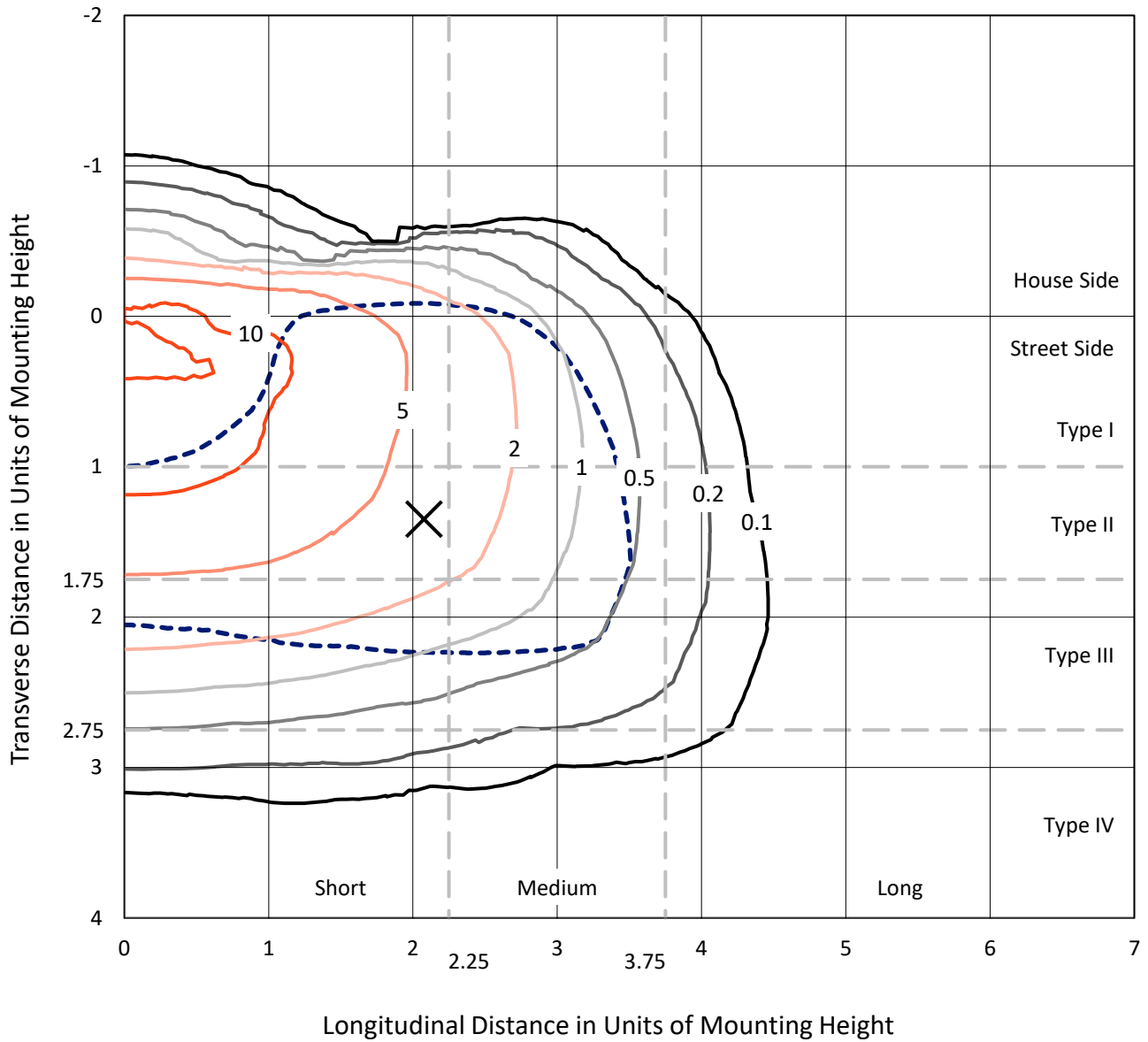
Input Watts (W): 128  
Input Voltage (V): NR  
Input Current (Ain): NR  
Voltage Rise (V): NR  
Power Factor: NR  
Total Harmonic Distortion (THDi): NR  
Frequency (hertz): 60  
Stabilization Time: NR  
Operation Time: NR  
Ambient Temperature (°C): NR  
Test Distance: 24 FT



REPORT NUMBER: P387154  
 CATALOG NUMBER: GWC-SA2D-827-U-T3-HSS

### Iso-Footcandle Lines of Horizontal Illumination

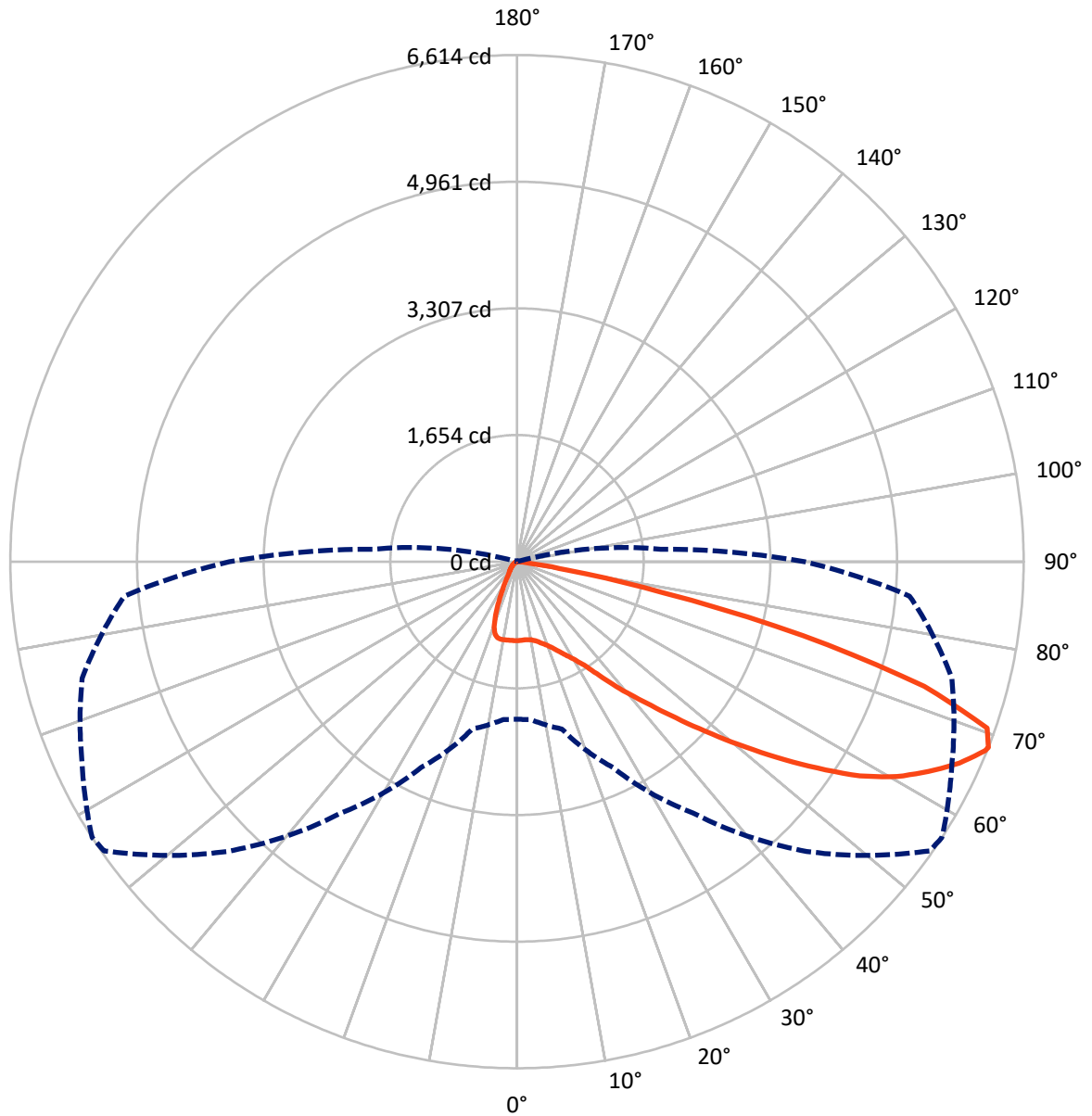
✕ Max cd  
 - - - 1/2 Max cd



Based on 10 foot mounting height. Maximum calculated value = 13.3 fc  
 Type III - Short - N/A

REPORT NUMBER: P387154  
CATALOG NUMBER: GWC-SA2D-827-U-T3-HSS

### Luminous Intensity Polar Plot



— Vertical Plane Through 57-Deg Lateral    - - - Horizontal Cone Through 68-Deg Vertical



REPORT NUMBER: P387154

CATALOG NUMBER: GWC-SA2D-827-U-T3-HSS

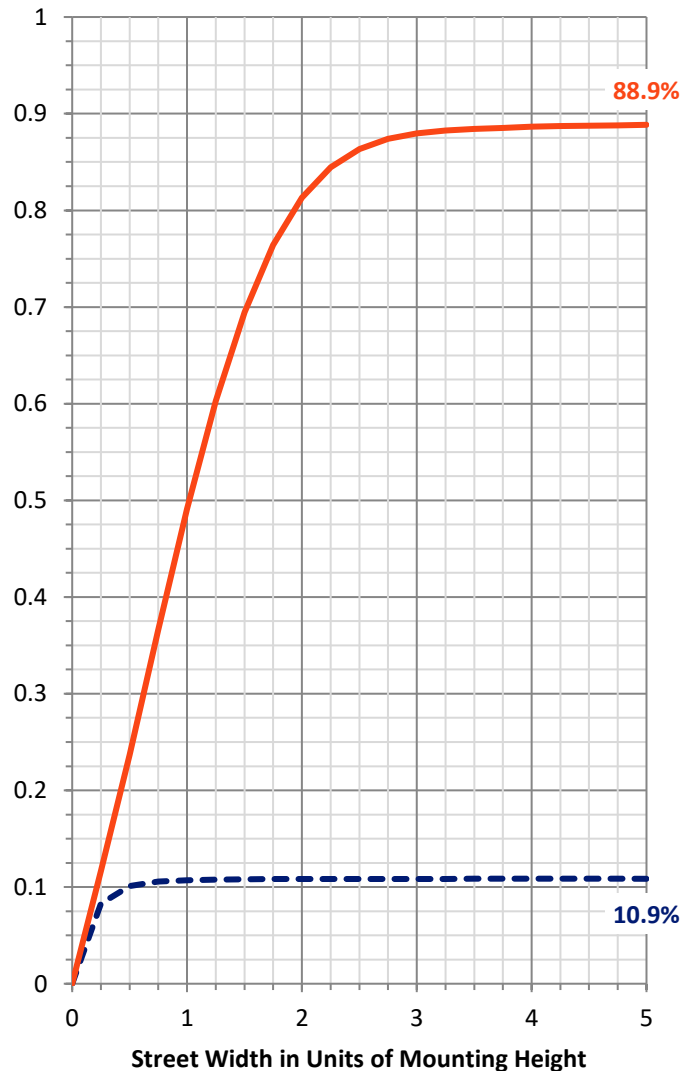
**FLUX DISTRIBUTION:**

		Downward	Upward	Total
<b>House Side</b>	Lumens	951.2	0.0	951.2
	% Fixture	11.0	0.0	11.0
<b>Street Side</b>	Lumens	7722.8	0.0	7722.8
	% Fixture	89.0	0.0	89.0
<b>Total</b>	Lumens	8674.0	0.0	8674.0
	% Fixture	100.0	0.0	100.0

**Coefficient of Utilization**

**ZONAL LUMENS:**

Zone	Lumens	% Fixture
0°-10°	96.5	1.1
10°-20°	267.3	3.1
20°-30°	461.1	5.3
30°-40°	795.9	9.2
40°-50°	1361.3	15.7
50°-60°	2178.0	25.1
60°-70°	2516.4	29.0
70°-80°	961.6	11.1
80°-90°	36.0	0.4
90°-100°	0.0	0.0
100°-110°	0.0	0.0
110°-120°	0.0	0.0
120°-130°	0.0	0.0
130°-140°	0.0	0.0
140°-150°	0.0	0.0
150°-160°	0.0	0.0
160°-170°	0.0	0.0
170°-180°	0.0	0.0
0°-90°	8674.0	100.0
0°-180°	8674.0	100.0



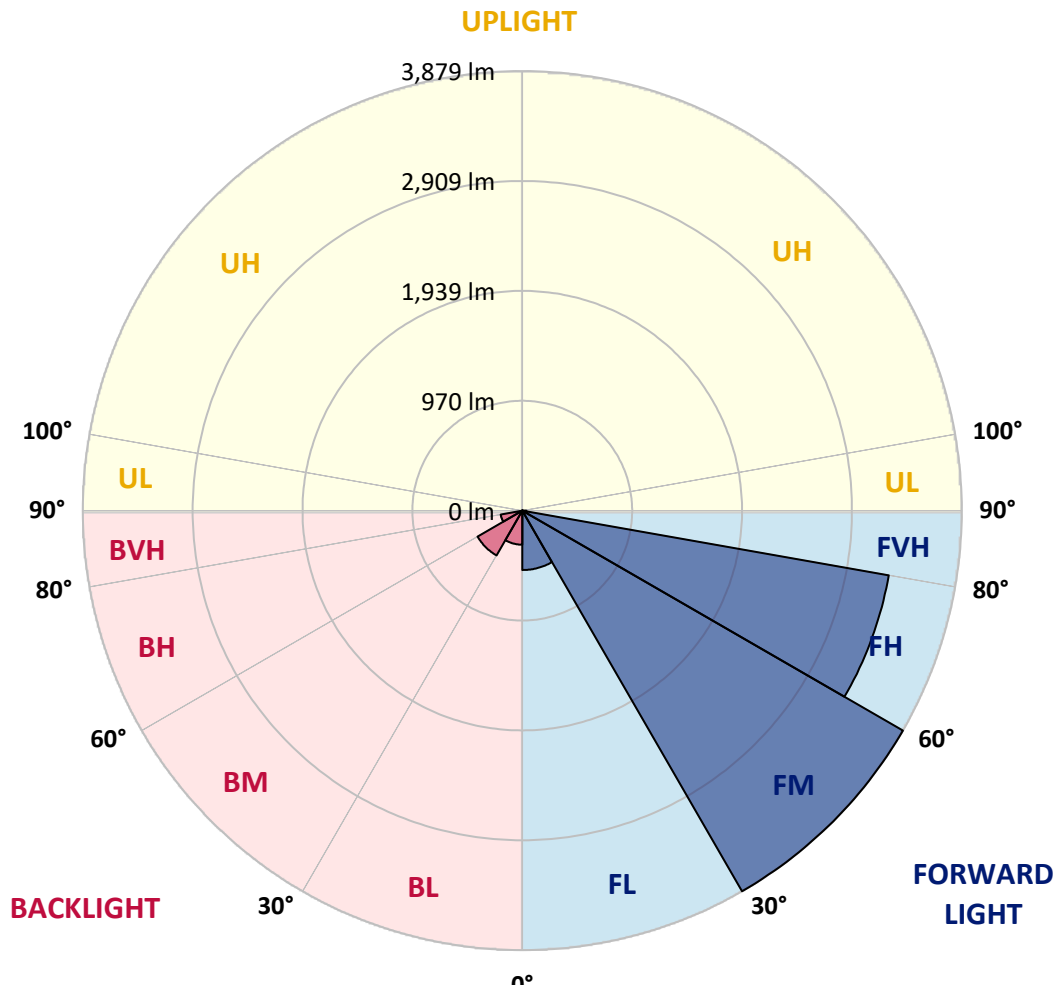
REPORT NUMBER: P387154

CATALOG NUMBER: GWC-SA2D-827-U-T3-HSS

**LUMINAIRE CLASSIFICATION SYSTEM LUMEN TABLE AND BUG RATING:**

Zone	Lumens	% Fixture	Zone Rating/Lumen Limit		
			B	U	G
FL (0°-30°)	524.3	6.0			
FM (30°-60°)	3878.9	44.7			
FH (60°-80°)	3284.2	37.9			G2/5000
FVH (80°-90°)	35.4	0.4			G1/100
BL (0°-30°)	300.6	3.5	B1/500		
BM (30°-60°)	456.2	5.3	B1/1000		
BH (60°-80°)	193.7	2.2	B1/500		G1/500
BVH (80°-90°)	0.7	0.0			G0/10
UL (90°-100°)	0.0	0.0		U0/0	
UH (100°-180°)	0.0	0.0		U0/0	

**BUG Rating: B1-U0-G2**  
 Type III Short





REPORT NUMBER: P387154  
 CATALOG NUMBER: GWC-SA2D-827-U-T3-HSS

**CANDELA DISTRIBUTION (FULL):**

	0°	5°	15°	25°	35°	45°	55°	57°	65°	75°	85°
0°	1030.7	1030.7	1030.7	1030.7	1030.7	1030.7	1030.7	1030.7	1030.7	1030.7	1030.7
2.5°	1006.5	1011.0	1014.3	1016.3	1018.8	1024.1	1025.8	1028.2	1029.5	1029.5	1032.3
5°	966.7	971.6	978.6	984.4	995.8	1010.6	1021.3	1025.4	1032.8	1039.3	1043.0
7.5°	929.8	935.5	943.7	957.3	977.0	1000.8	1022.9	1028.6	1043.0	1056.9	1063.9
10°	906.0	910.5	921.2	940.5	966.3	999.5	1030.7	1037.7	1062.3	1085.7	1098.8
12.5°	897.8	901.9	913.0	934.7	966.7	1005.7	1048.7	1059.0	1095.1	1129.1	1147.6
15°	909.7	910.5	922.4	942.9	974.5	1020.9	1078.7	1091.0	1136.5	1180.8	1203.8
17.5°	955.6	952.0	958.1	967.1	992.1	1041.0	1110.3	1128.7	1189.4	1241.5	1263.3
20°	1070.5	1070.5	1056.5	1031.9	1032.3	1072.1	1152.9	1173.8	1248.1	1308.4	1328.1
22.5°	1266.9	1263.3	1235.4	1175.1	1119.7	1125.9	1205.0	1232.1	1318.6	1383.0	1389.6
25°	1503.2	1498.7	1455.6	1370.7	1274.7	1212.8	1275.6	1306.7	1402.7	1459.7	1446.2
27.5°	1753.4	1749.7	1707.0	1601.6	1465.0	1351.4	1359.6	1389.2	1488.4	1544.6	1501.5
30°	1995.8	1997.0	1954.8	1846.5	1691.9	1528.2	1466.3	1483.5	1571.7	1628.7	1567.2
32.5°	2226.3	2227.9	2191.4	2070.4	1926.1	1733.7	1613.9	1609.4	1668.5	1724.7	1654.1
35°	2431.8	2435.9	2410.8	2316.9	2163.9	1962.6	1805.5	1794.8	1805.9	1869.5	1787.4
37.5°	2629.9	2632.3	2613.5	2534.3	2406.3	2214.0	2047.5	2032.3	2008.5	2057.3	1963.4
40°	2846.8	2840.7	2818.9	2747.2	2637.2	2491.6	2307.5	2281.2	2239.8	2283.3	2194.7
42.5°	3048.6	3041.7	3045.3	2964.1	2871.4	2777.1	2610.6	2565.5	2541.3	2591.3	2478.5
45°	3300.9	3297.2	3309.5	3238.9	3163.9	3095.4	2958.0	2908.8	2898.1	2956.8	2821.8
47.5°	3549.8	3558.8	3597.0	3567.1	3536.7	3476.4	3325.9	3303.7	3310.3	3381.3	3184.0
50°	3757.4	3768.0	3872.6	3907.1	3950.9	3915.7	3764.7	3751.2	3777.0	3841.0	3573.6
52.5°	3907.5	3929.2	4059.2	4218.0	4377.9	4401.7	4251.2	4238.9	4273.7	4283.6	3874.7
55°	4011.6	4030.9	4178.2	4468.6	4794.2	4896.7	4803.2	4755.7	4749.1	4651.9	4191.3
57.5°	4030.1	4028.1	4239.7	4630.6	5120.7	5385.2	5326.2	5279.4	5144.9	4992.3	4554.3
60°	3925.9	3937.8	4183.5	4686.8	5325.8	5754.8	5759.3	5698.6	5489.0	5323.3	4906.2
62.5°	3605.2	3653.6	3901.7	4539.5	5323.3	5903.7	6076.7	6030.4	5779.8	5594.4	5263.0
65°	3085.1	3102.4	3339.0	4035.0	4963.6	5841.3	6362.6	6345.4	6041.9	5857.7	5446.3
67.5°	2252.9	2215.6	2464.2	3177.4	4202.4	5477.9	6567.7	6589.4	6244.1	5911.9	5251.1
68°	2056.1	2067.1	2260.7	2965.4	4003.0	5349.5	6581.2	6614.4	6264.2	5876.6	5144.5
70°	1225.5	1246.8	1419.5	2041.7	3045.3	4623.2	6435.2	6511.1	6144.4	5512.8	4449.7
72.5°	312.9	338.4	501.6	913.8	1739.4	3257.4	5432.4	5560.8	5334.8	4472.2	3003.9
75°	128.8	135.3	179.2	301.0	648.0	1467.5	3580.6	3855.4	3698.3	2677.4	1357.6
77.5°	89.0	93.5	115.3	166.9	280.5	497.5	1755.4	1953.9	1760.4	913.8	296.1
80°	64.0	67.7	82.4	111.1	161.2	177.6	572.2	661.6	525.4	200.6	73.4
82.5°	38.1	41.0	61.5	79.2	98.0	84.9	142.3	161.6	152.2	99.7	32.8
85°	18.9	22.1	41.4	56.6	52.9	35.7	43.5	48.4	59.9	60.7	17.6
87.5°	1.2	2.5	24.2	34.0	14.8	8.2	12.7	15.6	21.3	29.9	7.4
90°	0.0	0.0	0.0	0.0	0.0	0.0	0.0	0.0	0.0	0.0	0.0



REPORT NUMBER: P387154  
 CATALOG NUMBER: GWC-SA2D-827-U-T3-HSS

**CANDELA DISTRIBUTION (continued):**

	90°	95°	105°	115°	125°	135°	145°	155°	165°	175°	180°
0°	1030.7	1030.7	1030.7	1030.7	1030.7	1030.7	1030.7	1030.7	1030.7	1030.7	1030.7
2.5°	1033.6	1034.0	1031.1	1029.9	1030.7	1025.8	1023.7	1024.5	1024.5	1025.8	1023.7
5°	1043.8	1043.8	1038.9	1032.3	1028.6	1019.2	1013.1	1011.4	1010.2	1009.4	1007.7
7.5°	1066.0	1063.5	1054.9	1040.5	1028.2	1007.7	992.1	983.9	979.8	978.2	977.0
10°	1101.7	1097.1	1082.8	1056.1	1027.8	991.3	957.3	933.1	913.0	904.8	899.9
12.5°	1149.6	1143.1	1118.9	1074.6	1025.0	957.7	883.9	812.9	746.9	719.8	706.3
15°	1205.0	1195.6	1157.4	1090.2	1008.1	881.8	721.4	597.2	505.7	471.3	456.5
17.5°	1261.2	1248.9	1191.1	1100.0	957.7	724.7	506.1	382.3	321.1	304.7	299.0
20°	1317.8	1299.8	1220.2	1092.6	843.7	522.5	333.9	279.3	261.7	256.8	255.1
22.5°	1371.5	1343.6	1246.4	1063.9	668.1	350.7	264.1	246.9	241.2	238.3	237.5
25°	1418.3	1379.3	1269.4	975.3	472.9	265.0	237.9	232.1	224.8	219.4	219.8
27.5°	1462.2	1415.0	1283.4	829.3	315.4	226.4	220.2	212.5	198.9	191.1	191.1
30°	1515.1	1462.6	1293.6	638.2	232.1	200.2	195.2	183.3	164.9	154.6	154.6
32.5°	1594.7	1534.8	1287.0	447.9	192.4	176.0	164.5	148.1	128.0	118.1	117.7
35°	1716.5	1646.3	1240.3	293.7	169.8	153.0	134.5	114.4	96.8	88.6	88.2
37.5°	1880.5	1795.6	1135.3	210.0	152.2	131.7	109.5	87.4	74.2	68.9	68.5
40°	2093.4	1969.1	985.2	170.2	135.8	111.1	84.5	67.7	58.7	54.5	55.0
42.5°	2348.9	2154.9	805.1	146.8	119.8	91.5	66.0	53.3	47.6	44.7	43.9
45°	2632.7	2338.2	616.5	130.8	103.8	73.8	51.7	42.2	37.7	36.1	36.1
47.5°	2944.9	2516.7	451.2	116.9	86.5	57.0	41.4	34.5	30.8	29.5	29.1
50°	3228.3	2640.5	325.2	102.1	71.0	45.1	33.6	28.7	26.2	24.6	24.6
52.5°	3464.5	2679.5	239.5	86.1	57.4	36.1	27.9	24.6	22.1	20.9	20.9
55°	3672.5	2663.5	178.0	71.0	46.3	29.5	23.8	20.9	18.9	17.6	17.6
57.5°	3871.8	2611.8	132.9	57.8	37.3	23.8	20.1	17.6	15.6	14.8	14.8
60°	4034.6	2525.7	98.8	46.8	29.9	19.3	16.8	14.4	12.7	11.5	11.5
62.5°	4166.7	2430.5	72.6	38.6	23.8	15.2	13.1	11.9	9.4	8.2	8.2
65°	4167.5	2272.6	54.5	32.0	18.5	11.9	9.8	9.4	6.2	4.9	4.5
67.5°	3866.0	1959.3	41.8	27.5	14.4	9.0	7.4	7.8	3.3	2.1	1.6
68°	3756.5	1879.7	39.4	27.1	13.5	8.6	7.0	7.8	2.9	1.6	1.2
70°	3167.2	1495.4	31.6	26.2	11.9	6.6	5.7	7.8	2.5	1.2	0.8
72.5°	2025.7	867.9	23.4	20.9	9.0	4.9	3.7	7.0	2.5	0.8	0.4
75°	862.1	269.1	16.0	14.8	5.3	3.7	2.5	4.5	1.6	0.4	0.0
77.5°	181.7	60.7	9.4	9.0	3.7	2.5	1.6	1.2	0.4	0.0	0.0
80°	46.8	17.6	4.9	4.5	2.1	1.2	0.8	0.0	0.0	0.0	0.0
82.5°	14.8	7.0	2.9	2.1	0.8	0.0	0.0	0.0	0.0	0.0	0.0
85°	7.4	4.1	1.6	0.8	0.0	0.0	0.0	0.0	0.0	0.0	0.0
87.5°	4.1	1.2	0.4	0.0	0.0	0.0	0.0	0.0	0.0	0.0	0.0
90°	0.0	0.0	0.0	0.0	0.0	0.0	0.0	0.0	0.0	0.0	0.0



Signify Classified - Internal  
Cooper Lighting Solutions Photometric Lab  
1121 Highway 74 South  
Peachtree City, GA 30269

Scaled Data Report



Report Generated By 670245982

Signify Classified - Internal  
Cooper Lighting Solutions Photometric Lab  
1121 Highway 74 South  
Peachtree City, GA 30269

Scaled Data Report



Signify Classified - Internal  
Cooper Lighting Solutions Photometric Lab  
1121 Highway 74 South  
Peachtree City, GA 30269

Scaled Data Report



Signify Classified - Internal  
Cooper Lighting Solutions Photometric Lab  
1121 Highway 74 South  
Peachtree City, GA 30269

Scaled Data Report



Signify Classified - Internal  
Cooper Lighting Solutions Photometric Lab  
1121 Highway 74 South  
Peachtree City, GA 30269

Scaled Data Report



--- HS — SS

Signify Classified - Internal  
Cooper Lighting Solutions Photometric Lab  
1121 Highway 74 South  
Peachtree City, GA 30269

Scaled Data Report



u

Signify Classified - Internal  
Cooper Lighting Solutions Photometric Lab  
1121 Highway 74 South  
Peachtree City, GA 30269

Scaled Data Report



Signify Classified - Internal  
Cooper Lighting Solutions Photometric Lab  
1121 Highway 74 South  
Peachtree City, GA 30269

Scaled Data Report



(END OF REPORT)